

MIDDLETON AVENUE

ROSS ON WYE

platform 
home
OWNERSHIP



PLATFORM HOME OWNERSHIP

At Platform Home Ownership, we're passionate about building quality homes for our customers and creating communities that homeowners can be proud of. It's our mission to build a better future for the UK - investing in affordable homes to ensure accessible routes to homeownership for everyone.

Building A Better Future Through New Homes

INTRODUCTION
P. 04

LOCAL AREA
P. 06

CONNECTIVITY
P. 07

SHARED OWNERSHIP
P. 08

THE DEVELOPMENT
P. 09

AVAILABLE HOMES
P. 10

GET IN TOUCH



WELCOME TO MIDDLETON AVENUE, NESTLED AMONGST THE PICTURESQUE TOWN OF ROSS ON WYE

THE WORLD AROUND YOU

Introducing Middleton Avenue, a collection of 2, 3 & 4 bedroom homes in Ross on Wye.

Voted the UK's best loved market town by National Express travel, we're pleased to release these brand new homes for sale. There's plenty to see and do in Ross on Wye, including the scenic rolling hills and walking paths.

Surrounded by the winding River Wye, you'll benefit from countryside living, with easy access to the A40, A449 and the M50.



MIDDLETON AVENUE IS PERFECTLY CONNECTED IN EVERY DIRECTION MAKING IT A HOME BUYERS DREAM

2 MILES
M50

13 MILES
MONMOUTH

17 MILES
HEREFORD

20 MILES
GLOUCESTER QUAYS

LOCAL AMENITIES

Ross on Wye Community Hospital	2 Min	Drive
Sainsbury's Supermarket	5 Min	Drive
Prince of Wales Pub	6 Min	Walk
Ross on Wye High Street	14 Min	Walk

PLACES OF INTEREST

Ross Swimming Pool	7 Min	Drive
Goodrich Castle	11 Min	Drive
Bishopwood House Grounds	12 Min	Drive
South Herefordshire Golf Club	14 Min	Miles

CONNECTIVITY

Monmouth	13 Miles
Ledbury Train Station	13 Miles
Hereford	17 Miles

Transport links - A40, A449, M50

EDUCATION

Ashfield Park Primary School	2 Min	Walk
John Kyrle High School	7 Min	Drive
St Josephs R C Primary School	9 Min	Walk

Travel times are all shown in minutes and are representative of driving time. All times and distances are taken from google.com/maps

ABOUT SHARED OWNERSHIP

BUY YOUR MIDDLETON AVENUE HOME THROUGH SHARED OWNERSHIP

Your dream home is more affordable than you may think with Shared Ownership. Shared Ownership means you can purchase part of your home and then pay rent on the remaining share. Typically, you can purchase 40-75% of your home, but lower shares are available. What's more, Shared Ownership is flexible, and allows you to increase your level of ownership over time if you choose to.

Whatever your looking for, we have a wide selection of homes perfect for whatever your needs.

Buying through Shared Ownership at this development means you can purchase between 10 - 75% of your property and pay a subsidised rent on the remaining share you don't own.

HOW IT WORKS

- 1** BUY THE FIRST SHARE IN YOUR NEW HOME.
- 2** PAY RENT ON THE REMAINING SHARE
- 3** BUY MORE SHARES IN YOUR HOME LAYER

DID YOU KNOW?

Shared Ownership offers great flexibility, and you can purchase more of your home through staircasing whenever you are ready too.

[CLICK HERE TO LEARN MORE BY READING OUR SHARED OWNERSHIP GUIDE](#)

MIDDLETON AVENUE

ROSS ON WYE

A COLLECTION OF 2, 3 & 4 BEDROOM HOMES AVAILABLE THROUGH SHARED OWNERSHIP.

Thanks to the great care and consideration that's gone into the planning and design of Middleton Avenue, you're sure to be spoilt for choice when it comes to choosing your dream home here. Each home has been built to the highest standards and reflects the very best in contemporary living.




Homes at this development have been designed to tick all the boxes. Whether you're a growing family, a first-time buyer or simply after the great location, this collection of houses for Shared Ownership is bound to offer the perfect base for you to put down roots.





GET TO KNOW MIDDLETON AVENUE

ROSS ON WYE

Middleton Avenue is an exclusive collection of two, three and four bedroom homes offering new opportunities for first time buyers, downsizers and growing families.



	THE WILSON TERRACE 2 Bedroom Home	PLOTS 18-20
	THE WINSLOW SEMI DETACHED 2 Bedroom Home	PLOTS 11, 16 & 17
	THE MADDOX SEMI DETACHED 2 Bedroom Home	PLOTS 14 & 15
	THE HARCOURT SEMI DETACHED 2 Bedroom Home	PLOTS *All Plots Reserved*
	THE EARL DETACHED 3 Bedroom Home	PLOTS 22 & 36

	THE HOLT SEMI DETACHED 3 Bedroom Home	PLOTS 8, 9, 32, 33, 34, 35, 37, 38, 43 & 44
	THE FISHER SEMI DETACHED 3 Bedroom Home	PLOTS 6 & 7
	THE ASHBY SEMI DETACHED 3 Bedroom Home	PLOTS 12 & 13
	THE HUDSON DETACHED 4 Bedroom Home	PLOTS 21 & 23

PLEASE BE ADVISED THAT THIS IMAGE DOES NOT DEPICT THE WILSON AND IS SOLELY INTENDED FOR ILLUSTRATIVE PURPOSES.

THE WILSON




This image is from an imaginary viewpoint within an open space area. Its purpose is to give a feel for the development, not an accurate description of each property. The illustration shows a typical Platform Home Ownership home of this type, but there are, however, variances from site to site. External materials, finishes, landscaping, windows and the position of garages, (where provided) may vary throughout the development. Properties may also be built handed (mirror image). Please ask for further details.

THE WILSON

(TERRACE) PLOTS 18-20
TOTAL 840 SQFT



Living Room 163 sq ft 15.1 m2
Kitchen/Dining 142 sq ft 13.2 m2



Bedroom 1 183 sq ft 17 m2
Bedroom 2 131 sq ft 12.2 m2

SPECIFICATION

- 10 Year build warranty
- Gas central heating
- Modern fitted kitchen
- Stainless steel oven, hob and extractor
- Downstairs wc
- Family bathroom with shower over bath
- Allocated parking
- Turfed rear garden
- Good transport links
- Vinyl flooring throughout
kitchens and bathrooms

MID TERRACE

*Monthly service charge TBC

PROPERTY VALUE £227,500

SHARE VALUE 40% £91,000

MONTHLY RENT £312.81

END OF TERRACE

*Monthly service charge TBC

PROPERTY VALUE £230,000

SHARE VALUE 40% £92,000

MONTHLY RENT £316.25



THE WINSLOW

This image is from an imaginary viewpoint within an open space area. Its purpose is to give a feel for the development, not an accurate description of each property. The illustration shows a typical Platform Home Ownership home of this type, but there are, however, variances from site to site. External materials, finishes, landscaping, windows and the position of garages, (where provided) may vary throughout the development. Properties may also be built handed (mirror image). Please ask for further details.

THE WINSLOW

PLOTS 11, 16 & 17
TOTAL 840 SQFT



Living Room	163 sq ft	15.1 m2
Kitchen/Dining	142 sq ft	13.2 m2

Bedroom 1	183 sq ft	17 m2
Bedroom 2	131 sq ft	12.2 m2

SPECIFICATION

- 10 Year build warranty
- Gas central heating
- Modern fitted kitchen
- Stainless steel oven, hob and extractor
- Downstairs wc
- Family bathroom with shower over bath
- Allocated parking
- Turfed rear garden
- Good transport links
- Vinyl flooring throughout
kitchens and bathrooms

*Monthly service charge TBC

PROPERTY VALUE	£235,000
SHARE VALUE 40%	£94,000
MONTHLY RENT	£323.13



This image is from an imaginary viewpoint within an open space area. Its purpose is to give a feel for the development, not an accurate description of each property. The illustration shows a typical Platform Home Ownership home of this type, but there are, however, variances from site to site. External materials, finishes, landscaping, windows and the position of garages, (where provided) may vary throughout the development. Properties may also be built handed (mirror image). Please ask for further details.

THE MADDOX

PLOTS 14 & 15
TOTAL 840 SQFT



Living Room	157 sq ft	14.6 m2
Kitchen/Dining	161 sq ft	15 m2

Bedroom 1	157 sq ft	14.6 m2
Bedroom 2	161 sq ft	15 m2

SPECIFICATION

- 10 Year build warranty
- Gas central heating
- Modern fitted kitchen
- Stainless steel oven, hob and extractor
- Downstairs wc
- Family bathroom with shower over bath
- Allocated parking
- Turfed rear garden
- Good transport links
- Vinyl flooring throughout
kitchens and bathrooms

*Monthly service charge TBC

PROPERTY VALUE	£235,000
SHARE VALUE 40%	£94,000
MONTHLY RENT	£323.13



THE EARL

This image is from an imaginary viewpoint within an open space area. Its purpose is to give a feel for the development, not an accurate description of each property. The illustration shows a typical Platform Home Ownership home of this type, but there are, however, variances from site to site. External materials, finishes, landscaping, windows and the position of garages, (where provided) may vary throughout the development. Properties may also be built handed (mirror image). Please ask for further details.

THE EARL

PLOTS 22 & 36

TOTAL 969 SQFT



Living Room	209 sq ft	19.4 m2
Kitchen/Dining	187 sq ft	17.4 m2



Bedroom 1	139 sq ft	12.9 m2
Bedroom 2	141 sq ft	13.1 m2
Bedroom 3	81 sq ft	7.5 m2

SPECIFICATION

- 10 Year build warranty
- Gas central heating
- Modern fitted kitchen
- Stainless steel oven, hob and extractor
- Downstairs wc
- Family bathroom with shower over bath
- Allocated parking
- Turfed rear garden
- Good transport links
- Vinyl flooring throughout
kitchens and bathrooms

*Monthly service charge TBC

PROPERTY VALUE **£295,000**

SHARE VALUE 40% **£118,000**

MONTHLY RENT **£405.63**



THE HOLT

This image is from an imaginary viewpoint within an open space area. Its purpose is to give a feel for the development, not an accurate description of each property. The illustration shows a typical Platform Home Ownership home of this type, but there are, however, variances from site to site. External materials, finishes, landscaping, windows and the position of garages, (where provided) may vary throughout the development. Properties may also be built handed (mirror image). Please ask for further details.

THE HOLT

PLOTS 8, 9, 32, 33, 34, 35, 37, 38, 43 & 44

TOTAL 969 SQFT



Living Room	186 sq ft	17.2 m2
Kitchen/Dining	188 sq ft	17.4 m2



Bedroom 1	141 sq ft	13.1 m2
Bedroom 2	138 sq ft	12.8 m2
Bedroom 3	81 sq ft	7.6 m2

SPECIFICATION

- 10 Year build warranty
- Gas central heating
- Modern fitted kitchen
- Stainless steel oven, hob and extractor
- Downstairs wc
- Family bathroom with shower over bath
- Allocated parking
- Turfed rear garden
- Good transport links
- Vinyl flooring throughout
kitchens and bathrooms

*Monthly service charge TBC

PROPERTY VALUE	£270,000
SHARE VALUE 40%	£108,000
MONTHLY RENT	£371.25



This image is from an imaginary viewpoint within an open space area. Its purpose is to give a feel for the development, not an accurate description of each property. The illustration shows a typical Platform Home Ownership home of this type, but there are, however, variances from site to site. External materials, finishes, landscaping, windows and the position of garages, (where provided) may vary throughout the development. Properties may also be built handed (mirror image). Please ask for further details.

THE FISHER

PLOTS 6, 7
TOTAL 969 SQFT



Living Room	178 sq ft	16.5 m2
Kitchen/Dining	170 sq ft	15.8 m2



Bedroom 1	115 sq ft	10.7 m2
Bedroom 2	178 sq ft	16.5 m2
Bedroom 3	84 sq ft	7.8 m2

SPECIFICATION

- 10 Year build warranty
- Gas central heating
- Modern fitted kitchen
- Stainless steel oven, hob and extractor
- Downstairs wc
- Family bathroom with shower over bath
- Allocated parking
- Turfed rear garden
- Good transport links
- Vinyl flooring throughout
kitchens and bathrooms

*Monthly service charge TBC

PROPERTY VALUE	£270,000
SHARE VALUE 40%	£108,000
MONTHLY RENT	£371.25



This image is from an imaginary viewpoint within an open space area. Its purpose is to give a feel for the development, not an accurate description of each property. The illustration shows a typical Platform Home Ownership home of this type, but there are, however, variances from site to site. External materials, finishes, landscaping, windows and the position of garages, (where provided) may vary throughout the development. Properties may also be built handed (mirror image). Please ask for further details.

THE ASHBY

LOTS 12, 13
TOTAL 969 SQFT



Living Room	184 sq ft	17.1 m2
Kitchen/Dining	174 sq ft	16.2 m2



Bedroom 1	136 sq ft	12.7 m2
Bedroom 2	129 sq ft	12 m2
Bedroom 3	81 sq ft	7.6 m2

SPECIFICATION

- 10 Year build warranty
- Gas central heating
- Modern fitted kitchen
- Stainless steel oven, hob and extractor
- Downstairs wc
- Family bathroom with shower over bath
- Allocated parking
- Turfed rear garden
- Good transport links
- Vinyl flooring throughout
kitchens and bathrooms

*Monthly service charge TBC

PROPERTY VALUE	£270,000
SHARE VALUE 40%	£108,000
MONTHLY RENT	£371.25



This image is from an imaginary viewpoint within an open space area. Its purpose is to give a feel for the development, not an accurate description of each property. The illustration shows a typical Platform Home Ownership home of this type, but there are, however, variances from site to site. External materials, finishes, landscaping, windows and the position of garages, (where provided) may vary throughout the development. Properties may also be built handed (mirror image). Please ask for further details.

THE HUDSON

PLOTS 21, 23
TOTAL 1,259 SQFT



Living Room	227 sq ft	21.1 m2
Kitchen/Dining	227 sq ft	21.1 m2

Bedroom 1	134 sq ft	12.4 m2
Bedroom 2	128 sq ft	11.9 m2
Bedroom 3	98 sq ft	9.1 m2
Bedroom 4	98 sq ft	9.1 m2

SPECIFICATION

- 10 Year build warranty
- Gas central heating
- Modern fitted kitchen
- Stainless steel oven, hob and extractor
- Downstairs wc
- Family bathroom with shower over bath
- Allocated parking
- Turfed rear garden
- Good transport links
- Vinyl flooring throughout
kitchens and bathrooms

*Monthly service charge TBC

PROPERTY VALUE	£325,000
SHARE VALUE 40%	£130,000
MONTHLY RENT	£446.88



MIDDLETON AVENUE,
ROSS ON WYE,
HEREFORDSHIRE,
HR9 5DJ

GET IN TOUCH

0333 200 7304

sales@platformhg.com

SATNAV

HR9 5DJ



[PLATFORMHOMEOWNERSHIP](https://www.facebook.com/PLATFORMHOMEOWNERSHIP)



[@PLATFORMHOMEOWNERSHIP](https://www.instagram.com/@PLATFORMHOMEOWNERSHIP)



[@PLATFORMNEWHOME](https://www.twitter.com/@PLATFORMNEWHOME)

Platform Home Ownership have taken every effort to ensure that these documents are accurate and represent the properties available. Platform Home Ownership and the developer may in their efforts to improve design reserve the right to alter site plans, floorplans, elevations and specifications without prior notice. Maps shown are not to scaled and for illustrative purposes only. Distances are taken from [google.co.uk/maps](https://www.google.co.uk/maps). Information is correct at the time it was published - **March 2024**. For more information please visit us website at www.platformhomeownership.com